

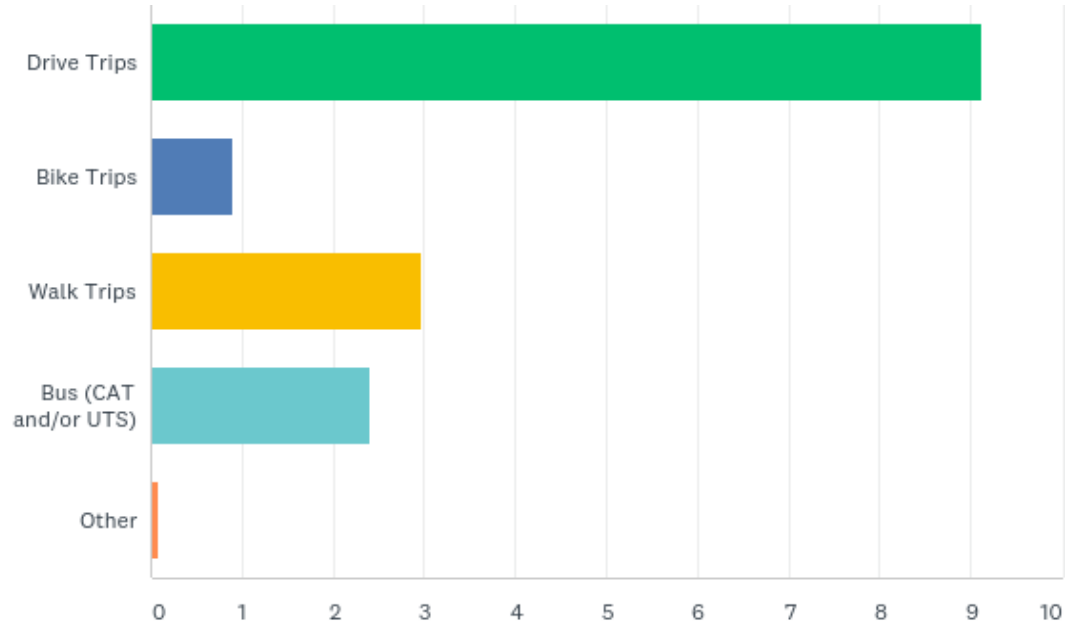
# Emmet Streetscape Needs and Preferences Survey

Thursday, May 30, 2019



# Approximately how many trips per week do you make on Emmet Street (within the study area) by the following modes of travel:

Answered: 75 Skipped: 0



## Approximately how many trips per week do you make on Emmet Street (within the study area) by the following modes of travel:

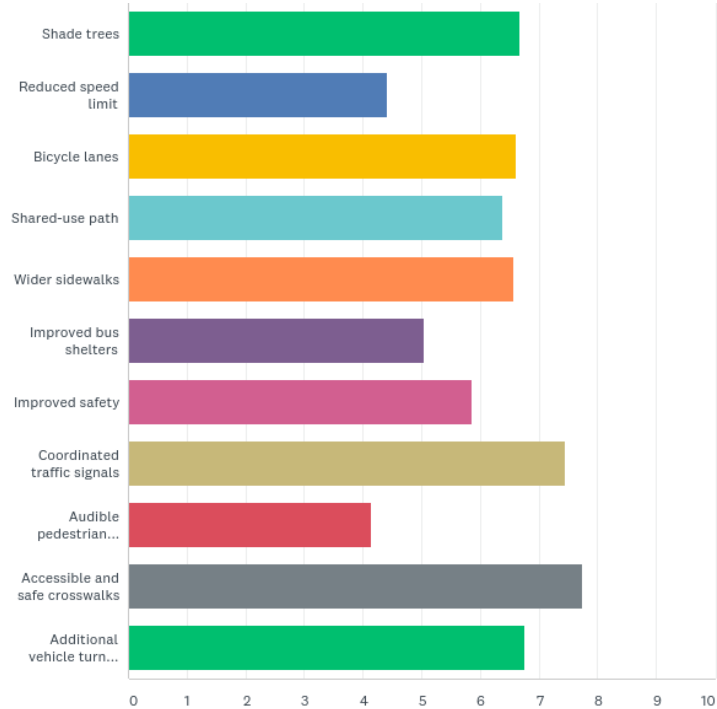
---

Answered: 75 Skipped: 0

ANSWER CHOICES	AVERAGE NUMBER	TOTAL NUMBER	RESPONSES
Drive Trips	9	666	73
Bike Trips	1	44	49
Walk Trips	3	163	55
Bus (CAT and/or UTS)	2	113	47
Other	0	2	22
Total Respondents: 75			

# Please rank the following possible Emmet Street improvements in order of priority.

Answered: 72 Skipped: 3



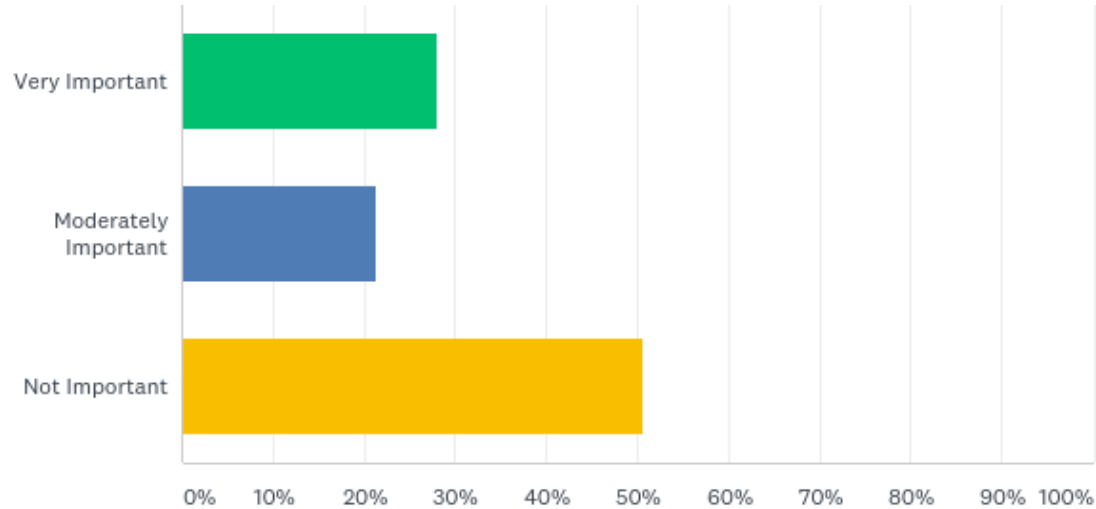
# Please rank the following possible Emmet Street improvements in order of priority.

Answered: 72 Skipped: 3

	1	2	3	4	5	6	7	8	9	10	11	TOTAL	SCORE
Shade trees	16.67% 11	4.55% 3	6.06% 4	16.67% 11	15.15% 10	7.58% 5	6.06% 4	9.09% 6	4.55% 3	6.06% 4	7.58% 5	66	6.68
Reduced speed limit	6.25% 4	1.56% 1	6.25% 4	10.94% 7	3.13% 2	7.81% 5	6.25% 4	4.69% 3	14.06% 9	14.06% 9	25.00% 16	64	4.42
Bicycle lanes	10.94% 7	10.94% 7	6.25% 4	10.94% 7	18.75% 12	4.69% 3	10.94% 7	9.38% 6	7.81% 5	3.13% 2	6.25% 4	64	6.61
Shared-use path	10.94% 7	14.06% 9	3.13% 2	7.81% 5	10.94% 7	7.81% 5	14.06% 9	14.06% 9	7.81% 5	4.69% 3	4.69% 3	64	6.39
Wider sidewalks	4.55% 3	13.64% 9	13.64% 9	7.58% 5	9.09% 6	13.64% 9	16.67% 11	6.06% 4	6.06% 4	6.06% 4	3.03% 2	66	6.56
Improved bus shelters	1.54% 1	3.08% 2	6.15% 4	6.15% 4	10.77% 7	15.38% 10	12.31% 8	12.31% 8	13.85% 9	13.85% 9	4.62% 3	65	5.05
Improved safety	6.06% 4	1.52% 1	12.12% 8	13.64% 9	3.03% 2	19.70% 13	12.12% 8	9.09% 6	10.61% 7	6.06% 4	6.06% 4	66	5.86
Coordinated traffic signals	15.71% 11	14.29% 10	15.71% 11	14.29% 10	5.71% 4	4.29% 3	7.14% 5	10.00% 7	7.14% 5	4.29% 3	1.43% 1	70	7.44
Audible pedestrian signals	0.00% 0	6.56% 4	6.56% 4	4.92% 3	4.92% 3	4.92% 3	3.28% 2	16.39% 10	16.39% 10	19.67% 12	16.39% 10	61	4.15
Accessible and safe crosswalks	11.94% 8	17.91% 12	22.39% 15	8.96% 6	13.43% 9	7.46% 5	2.99% 2	2.99% 2	4.48% 3	4.48% 3	2.99% 2	67	7.75
Additional vehicle turn lane at Ivy and Emmet intersection to improve traffic flow	21.74% 15	18.84% 13	7.25% 5	2.90% 2	7.25% 5	5.80% 4	4.35% 3	1.45% 1	1.45% 1	13.04% 9	15.94% 11	69	6.75

# How important is reducing the speed of vehicle traffic along this segment of Emmet Street?

Answered: 75 Skipped: 0



# How important is reducing the speed of vehicle traffic along this segment of Emmet Street?

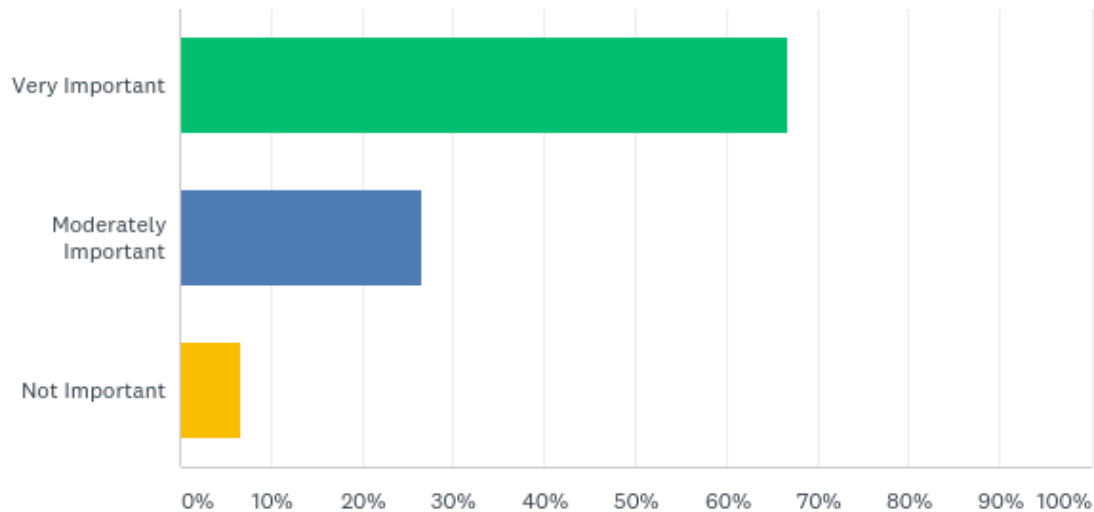
---

Answered: 75 Skipped: 0

ANSWER CHOICES	RESPONSES	
Very Important	28.00%	21
Moderately Important	21.33%	16
Not Important	50.67%	38
TOTAL		75

# How important is it to provide separate dedicated spaces for pedestrians and bicycles?

Answered: 75 Skipped: 0





# How important is it to provide separate dedicated spaces for pedestrians and bicycles?

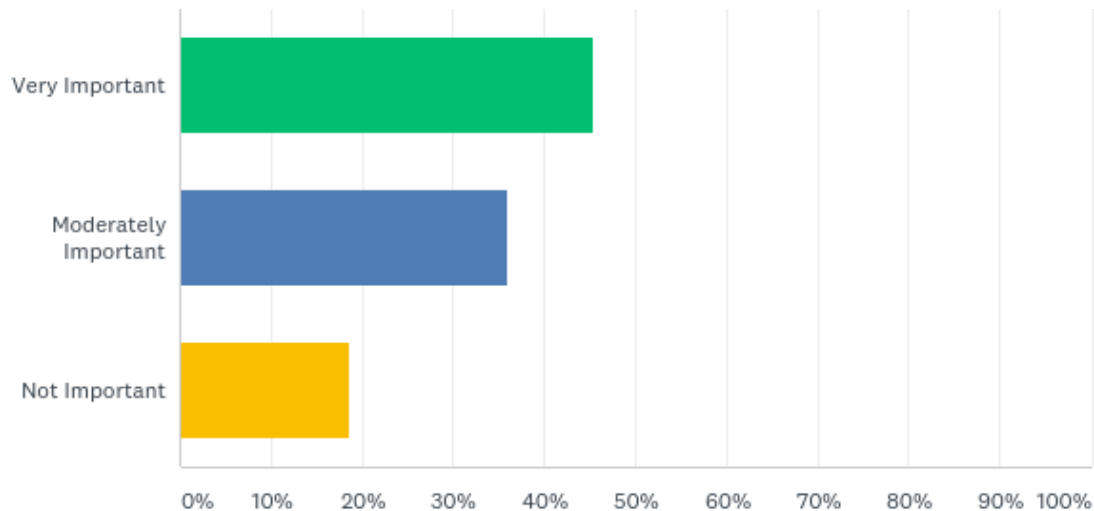
---

Answered: 75 Skipped: 0

ANSWER CHOICES	RESPONSES	
Very Important	66.67%	50
Moderately Important	26.67%	20
Not Important	6.67%	5
TOTAL		75

# How important is protection of bicycle lanes from vehicle traffic through features such as a curb, plantings, or bollards?

Answered: 75 Skipped: 0



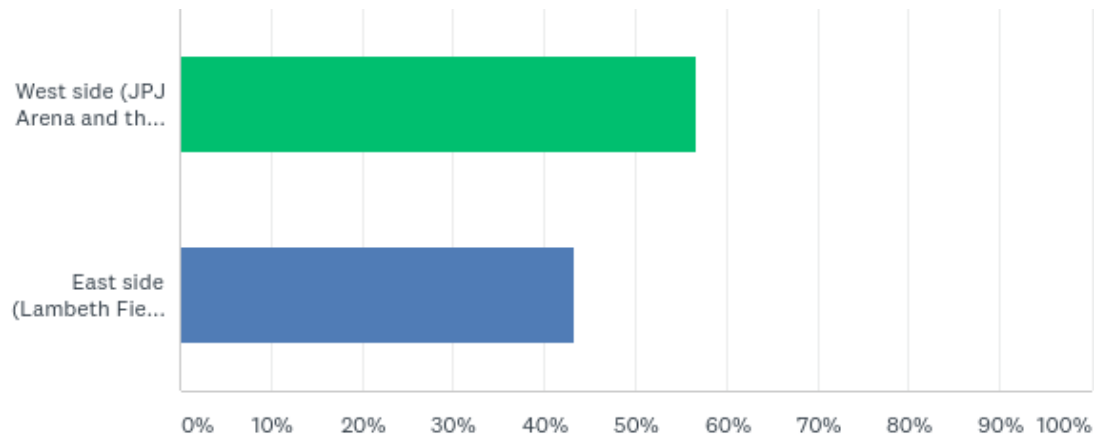
# How important is protection of bicycle lanes from vehicle traffic through features such as a curb, plantings, or bollards?

Answered: 75 Skipped: 0

ANSWER CHOICES	RESPONSES	
Very Important	45.33%	34
Moderately Important	36.00%	27
Not Important	18.67%	14
TOTAL		75

# On which side of Emmet Street would you be most likely to walk or ride your bicycle on a shared-use path?

Answered: 74 Skipped: 1



# On which side of Emmet Street would you be most likely to walk or ride your bicycle on a shared-use path?

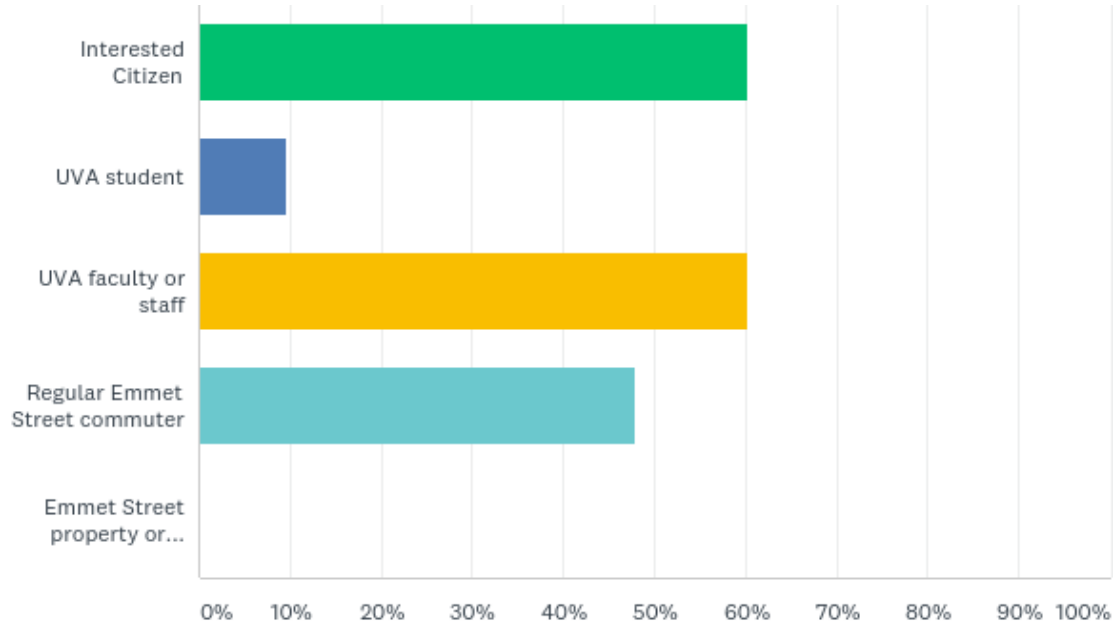
---

Answered: 74 Skipped: 1

ANSWER CHOICES	RESPONSES	
West side (JPJ Arena and the Cavalier Inn are on the west side)	56.76%	42
East side (Lambeth Field Apartments, Afghan Kabob, and Carr's Hill Field side)	43.24%	32
TOTAL		74

# What best describes your status? (please select all that apply)

Answered: 73 Skipped: 2



# What best describes your status? (please select all that apply)

Answered: 73 Skipped: 2

ANSWER CHOICES	RESPONSES	
Interested Citizen	60.27%	44
UVA student	9.59%	7
UVA faculty or staff	60.27%	44
Regular Emmet Street commuter	47.95%	35
Emmet Street property or business owner	0.00%	0
Total Respondents: 73		